

Name _____

mail
daychain
tookplay
hoodrain
ourway
carry

**Circle the spelling word that completes the sentence.
Write it on the line.**

1. A note came in the _____.

whale

mail

make

2. It will _____ today.

again

rain

took



3. I pull my _____ over my head.

could

many


hood

4. He can _____ the little log.

every

very

carry



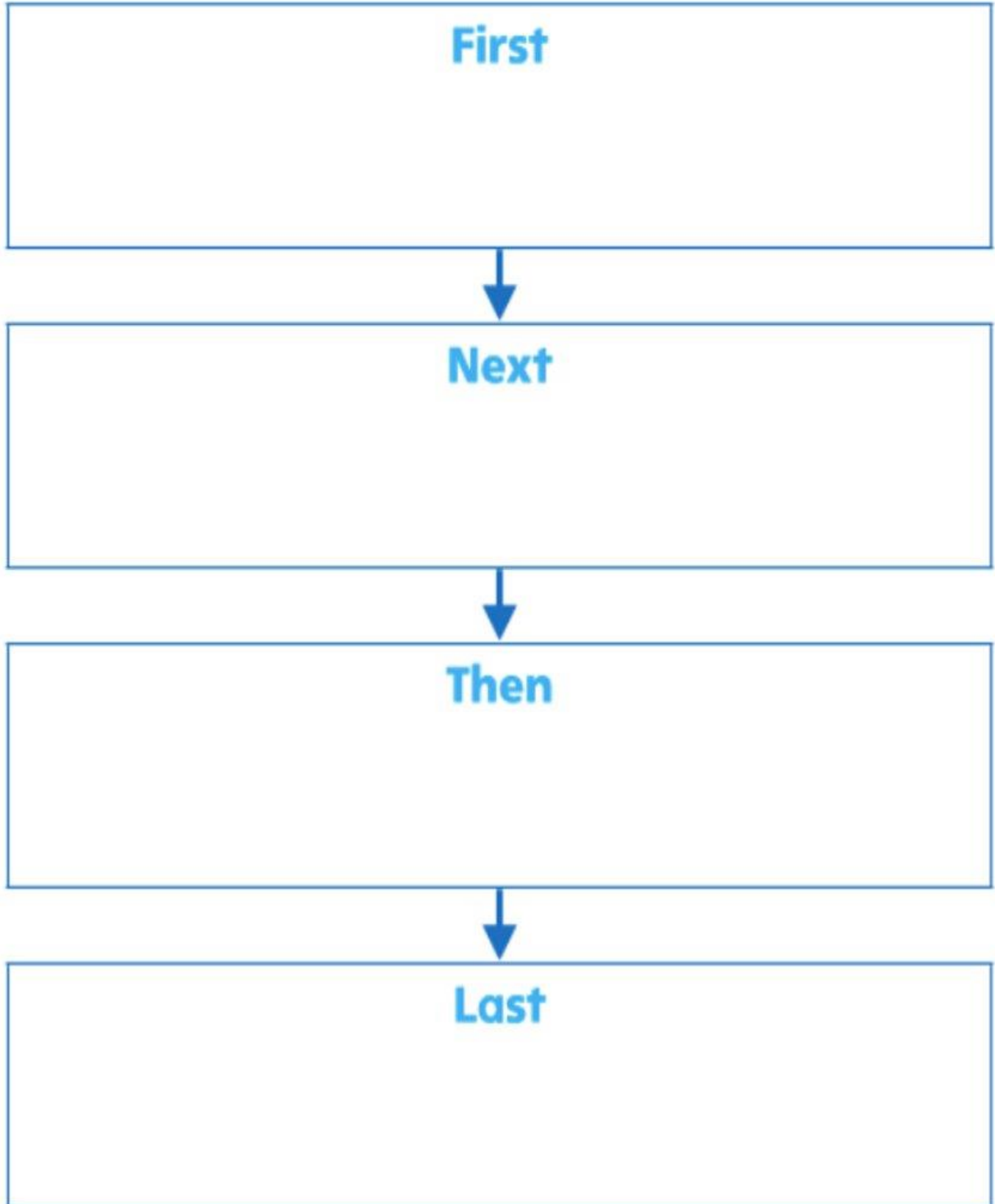
5. The two whales _____ in the water.

play

day

away

This is the exit ticket we will begin to use. You can try and practice using this with your own books!




Name _____

Make Ten and Ones



COMMON CORE STANDARD—1.NBT.B.2b
Understand place value.

Use . Make groups of ten and ones. Draw your work. Write how many.

1.

14
fourteen

___ ten ___ ones

2.

12
twelve

___ ten ___ ones

3.

15
fifteen

___ ten ___ ones

4.

18
eighteen

___ ten ___ ones

Problem Solving



Solve.

5. Tina thinks of a number that has 3 ones and 1 ten. What is the number? _____

6. **WRITE** Math Choose a number from 11 to 19. Write the number and number word. Use words and pictures to show how many tens and ones.

© Houghton Mifflin Harcourt Publishing Company

Example:
16
Sixteen



___1___ tens ___6___ ones

Lesson Check (1.NBT.B.2b)

1. How many tens and ones make 17?
Write the numbers.

17
seventeen

___ ten ___ ones

Spiral Review (1.OA.A.1, 1.OA.C.6)

2. Use the model. Write the addition sentence. What number sentence does this model show?



___ + ___ = ___

3. Choose a way to solve.
Draw or write to explain.
Ben has 17 books. He gives some away. He has 8 left.
How many books does he give away?

___ books

